

VOL
01

SINGLE WINDOW CLEARANCE SYSTEM



उत्तराखण्ड राज्य

User Manual for Investor Registration

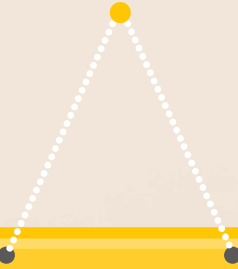
*"COME AS A VISITOR.
STAY AS AN INVESTOR"*

DEPARTMENT OF INDUSTRIES,
GOVERNMENT OF UTTARAKHAND

Table of Contents

- Intended Audience
- Purpose
- Investor Registration Steps

Intended Audience



Investor

Purpose

This User Manual is a brief document that describes the process of investor Registration.

Investor Registration

- When user access Investuttarakahand.com, Home screen of Single Window Clearance System, Uttarakhand would appear.

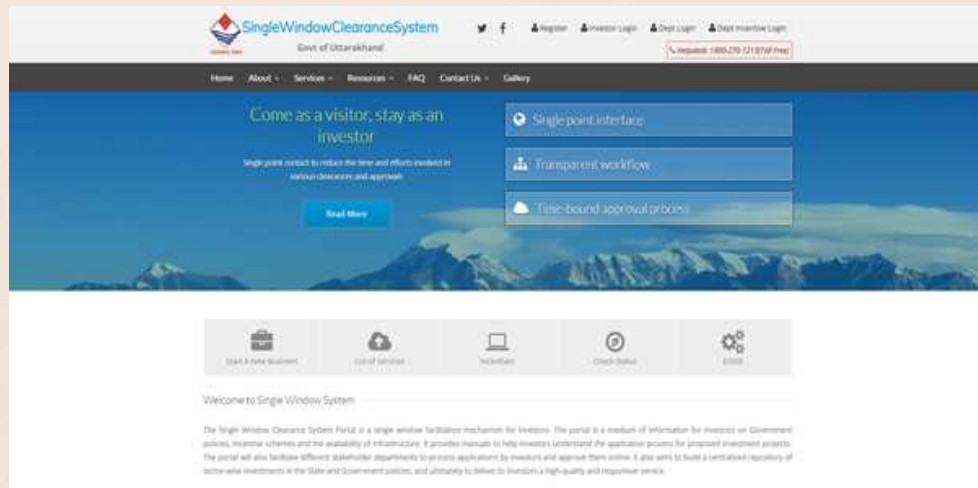


Figure 1

- If the user is coming for the first time to the portal and wants to apply for various services to invest in the state. Then click on 'Register' tab present on home screen to register as a new user.

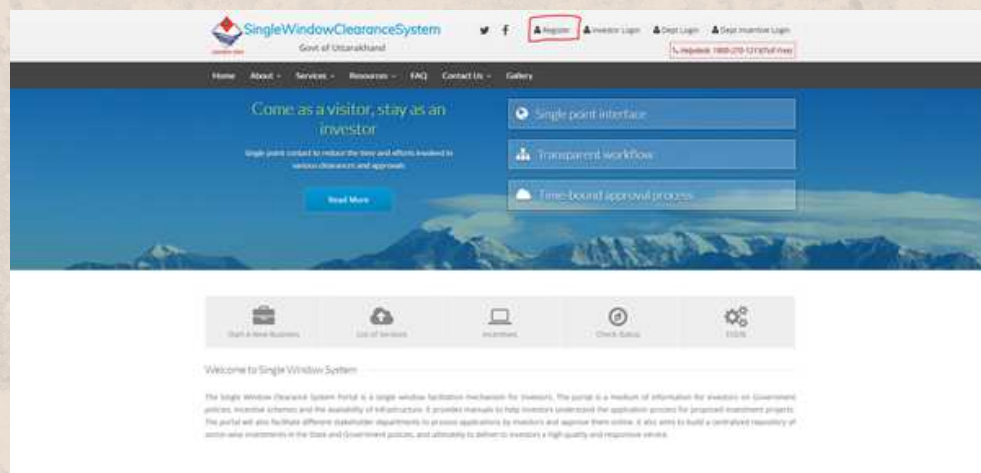


Figure 2

- After clicking on 'Register' tab user lands on new page with button named as 'Register'. Click on the button highlighted in Figure 3.

Investor Registration



Figure 3

- User is redirected to page shown in the below figure.

The image displays the 'Investor Registration Form' with the following fields:

- Enter Email-ID: E-mail Address
- Choose Password: Password
- Re-type Password: Confirm Password
- Enter First Name: First Name
- Enter Last Name: Last Name
- Enter PAN: PAN Card No
- Enter Adhaar: Adhaar No
- Enter Address: Address
- Select Country: Country
- Select State: State
- Enter City: City Name
- Enter District: District Name
- Enter Pin Code: PIN Code
- Enter Mobile: Mobile Number

A blue 'Register' button is located at the bottom right of the form.

Figure 4

- The user needs to fill all the mandatory fields and click on 'Register' button.

Investor Registration

- After clicking on the above mentioned button user receives an OTP on phone and mail for verification purpose. Enter correct OTP and click on 'verify OTP'.



Figure 5

- Once OTP is verified, user is registered successfully and receives confirmation along with IUID on mail and phone.



Figure 6

- Next, user needs to activate the account by clicking on link received on mail. Now, user is successfully registered on the Single Window System, Uttarakhand.

Note: User can register only once with particular Mail Id and Phone number.